

Scaled data based on original data using
LM-79-08 Approved Method: Electrical and Photometric Measurements of Solid-
State Lighting Products

Test Report Prepared for
Cooper Lighting Solutions
(formerly Eaton)

Brand: McGRAW-EDISON

Report Number: P386600

Luminaire Tested: **GWC-SA2B-730-U-T4W-HSS**

Issue Date: 3/3/2020

Test Information

Test Method: LM-79-08
Report Number: P386600
TEST IS SCALED FROM IESNA LM-79-08 TEST DATA (G2-1903-205-19)
Test Lab: INNOVATION CENTER
Issue Date: 3/3/2020
Manufacturer: COOPER LIGHTING SOLUTIONS (FORMERLY EATON)
Product Line: MCGRAW-EDISON
Catalog Number: GWC-SA2B-730-U-T4W-HSS
Description: GALLEON WALL LUMINAIRE
(2) 70 CRI, 3000K, 800mA LIGHTSQUARES WITH 16 LEDS EACH AND TYPE IV WIDE OPTICS WITH HOUSE SIDE SHIELD
Light Source: -
Ballast/Driver: ELECTRONIC DRIVER

Summary

Lumens per Lamp: N/A
Luminaire Lumens: 7871 lumens
Efficiency: N/A
Efficacy: 91.5 lumens/watt
Luminous Opening: Rectangular (W 1' x L: 0.5' x H: 0')
IES Classification: Type IV - Short
BUG Rating: B1 - U0 - G2

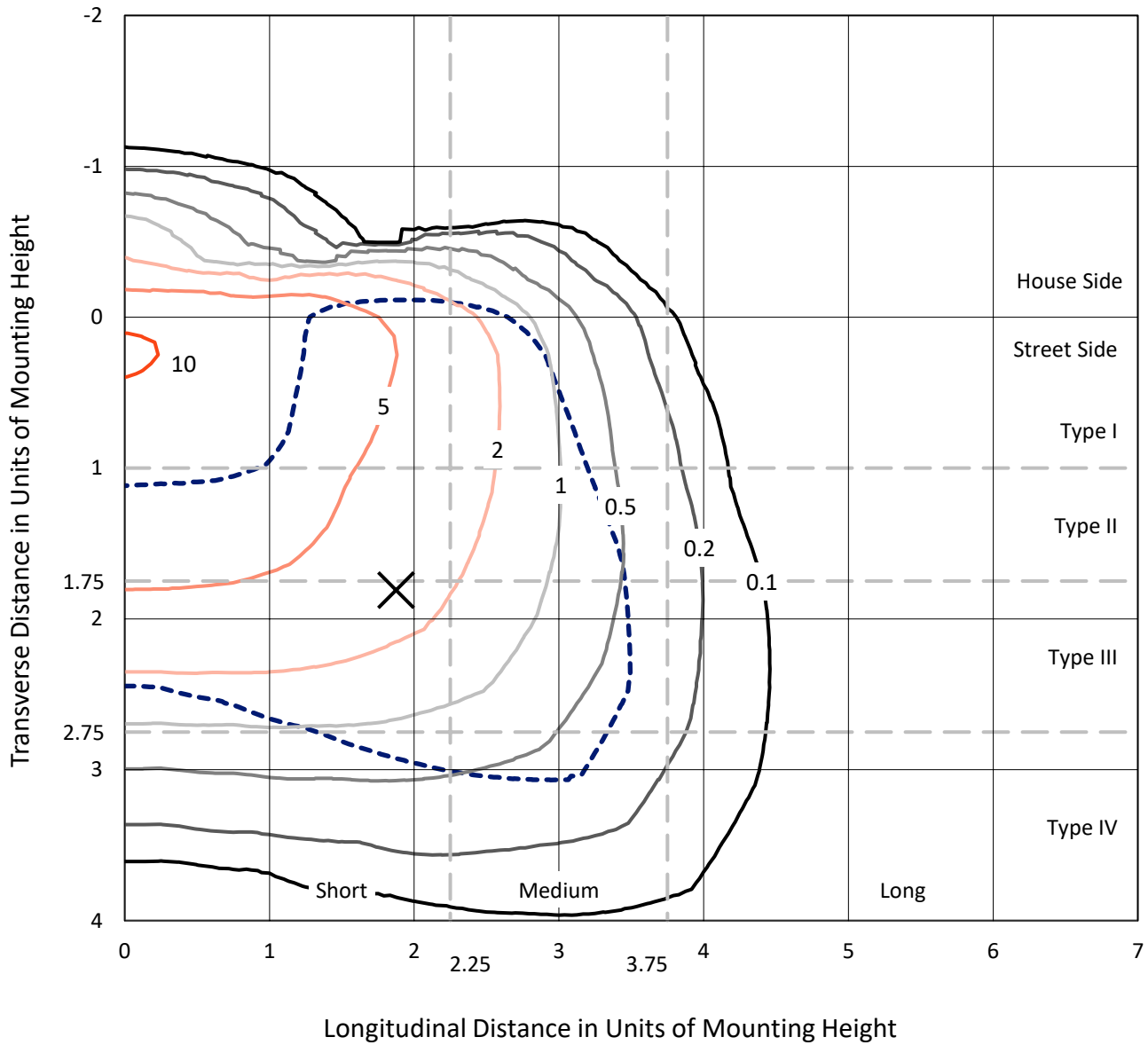
Input Watts (W): 86
Input Voltage (V): NR
Input Current (Ain): NR
Voltage Rise (V): NR
Power Factor: NR
Total Harmonic Distortion (THDi): NR
Frequency (hertz): 60
Stabilization Time: NR
Operation Time: NR
Ambient Temperature (°C): NR
Test Distance: 24 FT



REPORT NUMBER: P386600
 CATALOG NUMBER: GWC-SA2B-730-U-T4W-HSS

Iso-Footcandle Lines of Horizontal Illumination

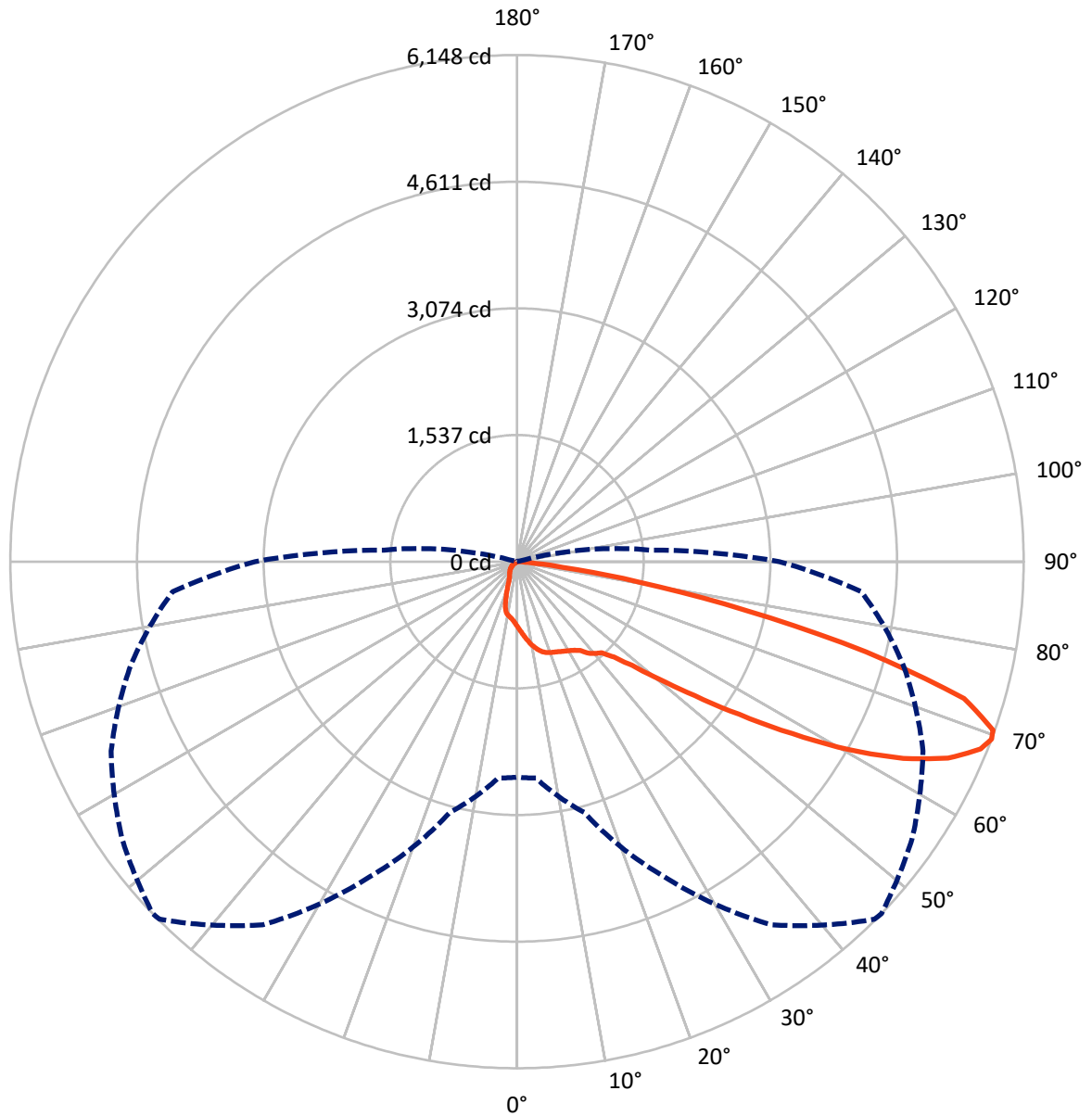
✕ Max cd
 - - - 1/2 Max cd



Based on 10 foot mounting height. Maximum calculated value = 11.5 fc
 Type IV - Short - N/A

REPORT NUMBER: P386600
CATALOG NUMBER: GWC-SA2B-730-U-T4W-HSS

Luminous Intensity Polar Plot



— Vertical Plane Through 46-Deg Lateral - - - Horizontal Cone Through 69-Deg Vertical

REPORT NUMBER: P386600

CATALOG NUMBER: GWC-SA2B-730-U-T4W-HSS

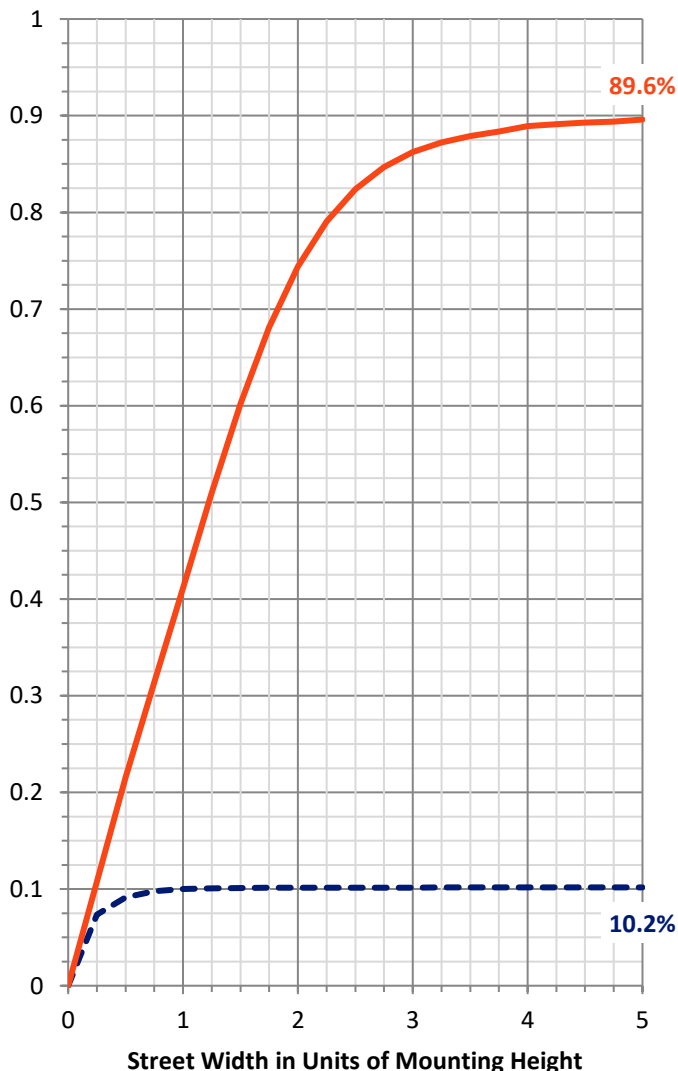
FLUX DISTRIBUTION:

		Downward	Upward	Total
House Side	Lumens	807.8	0.0	807.8
	% Fixture	10.3	0.0	10.3
Street Side	Lumens	7063.2	0.0	7063.2
	% Fixture	89.7	0.0	89.7
Total	Lumens	7871.0	0.0	7871.0
	% Fixture	100.0	0.0	100.0

ZONAL LUMENS:

Zone	Lumens	% Fixture
0°-10°	78.5	1.0
10°-20°	238.1	3.0
20°-30°	374.5	4.8
30°-40°	537.1	6.8
40°-50°	928.2	11.8
50°-60°	1833.8	23.3
60°-70°	2562.9	32.6
70°-80°	1238.2	15.7
80°-90°	79.6	1.0
90°-100°	0.0	0.0
100°-110°	0.0	0.0
110°-120°	0.0	0.0
120°-130°	0.0	0.0
130°-140°	0.0	0.0
140°-150°	0.0	0.0
150°-160°	0.0	0.0
160°-170°	0.0	0.0
170°-180°	0.0	0.0
0°-90°	7871.0	100.0
0°-180°	7871.0	100.0

Coefficient of Utilization



REPORT NUMBER: P386600

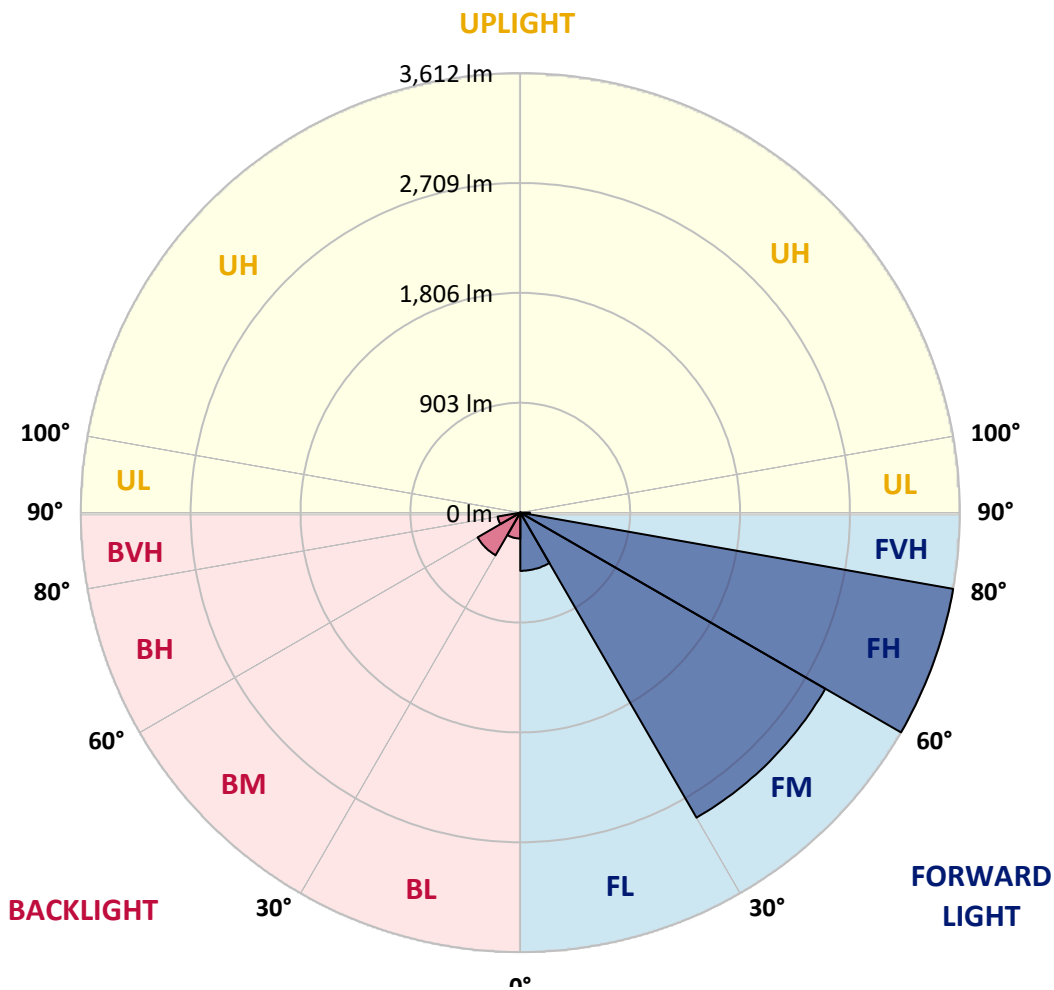
CATALOG NUMBER: GWC-SA2B-730-U-T4W-HSS

LUMINAIRE CLASSIFICATION SYSTEM LUMEN TABLE AND BUG RATING:

Zone	Lumens	% Fixture	Zone Rating/Lumen Limit		
			B	U	G
FL (0°-30°)	478.3	6.1			
FM (30°-60°)	2894.3	36.8			
FH (60°-80°)	3611.7	45.9			G2/5000
FVH (80°-90°)	78.9	1.0			G1/100
BL (0°-30°)	212.9	2.7	B1/500		
BM (30°-60°)	404.8	5.1	B1/1000		
BH (60°-80°)	189.4	2.4	B1/500		G1/500
BVH (80°-90°)	0.7	0.0			G0/10
UL (90°-100°)	0.0	0.0		U0/0	
UH (100°-180°)	0.0	0.0		U0/0	

BUG Rating: B1-U0-G2

Type IV Short





REPORT NUMBER: P386600

CATALOG NUMBER: GWC-SA2B-730-U-T4W-HSS

CANDELA DISTRIBUTION (FULL):

	0°	5°	15°	25°	35°	45°	46°	55°	65°	75°	85°
0°	788.6	788.6	788.6	788.6	788.6	788.6	788.6	788.6	788.6	788.6	788.6
2.5°	876.1	875.0	869.8	867.6	855.1	847.7	844.7	835.5	822.2	808.9	794.2
5°	975.7	975.4	965.8	956.6	932.9	910.8	906.7	885.3	855.4	827.4	799.3
7.5°	1077.6	1072.8	1063.2	1045.5	1011.2	975.7	972.4	942.2	899.7	859.1	818.9
10°	1164.0	1161.0	1148.5	1121.5	1081.3	1041.1	1037.0	999.7	951.8	901.9	850.6
12.5°	1231.1	1228.9	1212.3	1178.7	1135.9	1094.2	1088.7	1055.5	1004.2	948.4	887.9
15°	1272.1	1271.0	1250.7	1214.9	1172.8	1136.7	1131.9	1102.7	1055.1	996.8	928.5
17.5°	1281.7	1282.1	1261.0	1224.9	1190.2	1164.3	1160.6	1138.5	1098.6	1040.7	969.1
20°	1260.3	1264.7	1245.9	1214.5	1193.1	1179.5	1176.5	1163.2	1129.6	1075.0	1001.6
22.5°	1230.0	1232.2	1219.3	1198.3	1189.4	1192.0	1190.5	1183.2	1154.7	1104.5	1033.7
25°	1211.6	1211.6	1203.8	1186.1	1192.0	1207.9	1208.2	1206.8	1184.3	1140.7	1072.8
27.5°	1210.8	1208.6	1199.8	1186.5	1202.7	1227.1	1228.5	1238.5	1224.5	1184.6	1121.5
30°	1240.4	1237.8	1218.9	1201.6	1222.3	1248.5	1252.2	1273.9	1266.9	1232.2	1175.8
32.5°	1309.4	1300.1	1258.4	1230.0	1245.5	1276.9	1281.7	1316.4	1327.4	1290.9	1228.2
35°	1403.8	1374.7	1314.5	1283.9	1285.4	1318.2	1322.6	1373.6	1406.4	1344.8	1268.8
37.5°	1534.1	1519.7	1421.9	1340.0	1346.6	1396.5	1409.4	1464.7	1455.5	1374.3	1314.9
40°	1819.8	1797.2	1693.2	1497.2	1405.3	1459.9	1464.0	1493.5	1494.3	1441.1	1410.9
42.5°	2208.7	2199.5	2089.9	1782.5	1520.8	1502.4	1509.8	1559.6	1615.3	1582.1	1580.6
45°	2639.4	2634.6	2518.3	2161.1	1754.4	1641.5	1650.7	1717.5	1824.2	1831.6	1878.4
47.5°	2985.9	2983.7	2916.9	2583.7	2112.0	1877.3	1880.3	1951.1	2138.6	2231.2	2306.1
50°	3301.8	3312.5	3259.8	3040.9	2599.2	2246.7	2239.7	2287.0	2588.1	2739.8	2832.8
52.5°	3741.0	3756.1	3608.1	3467.5	3110.3	2705.1	2699.5	2749.0	3128.4	3242.0	3258.6
55°	4128.9	4103.0	3986.0	3945.4	3733.6	3271.2	3269.7	3313.3	3650.9	3699.3	3729.9
57.5°	4300.1	4290.1	4346.6	4439.6	4386.4	3940.3	3937.0	3903.7	4118.5	4123.7	4217.8
60°	4408.2	4420.4	4593.5	4880.2	5012.7	4660.3	4638.9	4436.3	4565.1	4553.6	4654.4
62.5°	4327.0	4351.0	4662.5	5140.4	5481.4	5288.8	5258.5	4924.1	4946.7	4907.2	5000.9
65°	3896.0	3933.3	4443.6	5091.3	5713.9	5780.0	5749.3	5354.8	5249.6	5184.7	5132.6
67.5°	3163.4	3185.6	3718.5	4664.3	5609.1	6073.0	6066.7	5732.3	5478.4	5137.8	4734.1
69°	2614.3	2636.1	3149.0	4214.8	5378.4	6135.7	6147.9	5853.4	5434.9	4852.9	4194.5
70°	2214.3	2237.5	2715.4	3829.6	5110.9	6106.6	6128.3	5841.9	5310.2	4523.0	3721.1
72.5°	1161.4	1181.3	1671.8	2638.3	4166.5	5607.2	5673.3	5348.2	4501.2	3284.9	2200.2
75°	365.0	376.4	652.8	1379.1	2852.7	4359.9	4375.0	4195.3	3196.3	1806.8	916.3
77.5°	139.1	135.8	217.4	508.2	1442.2	2745.3	2837.9	2621.7	1677.3	638.8	211.5
80°	74.9	75.3	112.9	210.4	617.0	1410.9	1489.1	1270.6	596.0	199.3	48.7
82.5°	32.5	34.0	63.5	111.5	283.4	520.4	559.5	465.7	227.7	134.0	18.1
85°	7.0	7.7	30.6	60.5	115.5	146.1	153.2	150.9	145.0	104.1	7.0
87.5°	0.0	0.0	13.7	21.8	29.2	33.2	29.2	38.0	80.1	70.1	3.7
90°	0.0	0.0	0.0	0.0	0.0	0.0	0.0	0.0	0.0	0.0	0.0



REPORT NUMBER: P386600

CATALOG NUMBER: GWC-SA2B-730-U-T4W-HSS

CANDELA DISTRIBUTION (continued):

	90°	95°	105°	115°	125°	135°	145°	155°	165°	175°	180°
0°	788.6	788.6	788.6	788.6	788.6	788.6	788.6	788.6	788.6	788.6	788.6
2.5°	789.4	782.7	771.3	758.8	749.9	740.7	733.3	730.0	726.3	723.7	727.0
5°	787.9	775.0	752.8	731.4	715.9	703.4	693.1	689.0	684.9	682.0	681.6
7.5°	800.8	782.7	748.8	717.4	693.4	676.5	662.4	656.5	651.7	649.5	647.7
10°	825.5	802.3	756.9	715.9	684.9	656.2	625.9	602.6	587.5	580.5	577.9
12.5°	857.7	828.5	772.4	723.7	678.7	623.3	559.1	503.7	467.9	456.1	449.1
15°	895.3	859.1	792.7	733.7	655.8	554.7	445.8	373.5	340.3	333.6	326.2
17.5°	931.5	891.6	817.1	735.5	605.6	443.2	326.6	277.5	264.6	269.0	270.1
20°	963.2	923.7	841.0	719.3	514.4	332.5	252.8	240.6	245.4	253.9	255.4
22.5°	995.3	954.7	863.2	676.5	397.8	252.4	227.7	230.7	235.4	243.9	245.4
25°	1034.4	992.4	883.9	597.8	298.6	214.8	216.3	220.7	225.5	233.2	234.0
27.5°	1079.5	1040.0	897.5	495.6	221.4	197.4	202.2	208.9	213.7	221.1	222.5
30°	1139.2	1102.7	901.9	389.7	185.6	181.9	184.2	192.3	199.3	205.9	207.0
32.5°	1195.3	1164.7	887.2	294.1	172.0	167.5	167.5	172.3	180.5	186.7	188.2
35°	1247.0	1227.1	839.9	215.2	161.6	154.3	150.6	150.6	155.7	160.9	162.4
37.5°	1315.3	1314.5	763.5	171.6	151.7	143.2	135.4	129.5	127.7	128.8	129.5
40°	1432.3	1433.4	663.9	153.9	143.2	131.7	119.9	109.2	99.3	96.0	95.6
42.5°	1614.9	1598.3	559.5	145.4	135.8	119.9	102.2	87.8	72.3	67.5	67.2
45°	1905.0	1806.5	448.8	137.7	128.1	106.7	84.5	65.0	52.4	48.7	48.7
47.5°	2327.6	2079.9	347.6	129.2	117.7	91.5	63.8	46.9	38.4	36.5	36.9
50°	2764.5	2347.9	266.4	118.5	105.2	75.7	47.2	34.0	29.2	29.2	29.5
52.5°	3152.0	2544.2	207.8	107.0	89.7	59.4	35.8	26.6	24.4	24.0	24.4
55°	3514.8	2670.8	159.1	93.7	71.2	44.3	27.3	21.8	20.3	19.6	19.2
57.5°	3864.6	2733.5	119.2	75.7	51.7	32.1	21.8	18.5	17.0	15.9	15.5
60°	4097.5	2682.6	81.9	55.7	35.8	23.2	18.1	15.9	14.0	12.9	12.5
62.5°	4228.9	2543.4	52.8	40.2	25.5	17.3	14.4	13.3	10.7	9.6	9.6
65°	4175.7	2313.9	36.9	28.8	18.5	12.9	10.7	10.7	7.7	6.3	5.9
67.5°	3700.4	1954.8	28.0	21.4	13.3	9.6	8.1	9.2	4.8	3.0	3.0
69°	3183.7	1620.1	24.0	17.7	11.1	7.7	7.0	8.5	3.3	2.2	1.8
70°	2767.1	1397.6	21.8	15.5	9.2	6.6	6.3	8.1	3.3	1.8	1.5
72.5°	1655.5	779.4	16.6	11.1	5.9	5.2	5.2	9.2	3.3	1.8	1.5
75°	669.1	274.6	12.2	7.7	4.4	4.4	6.3	11.8	3.0	1.5	1.1
77.5°	151.7	60.2	7.0	4.8	3.0	4.4	7.4	9.2	1.8	0.7	0.0
80°	36.9	14.8	4.4	3.0	1.8	3.3	5.5	5.2	0.4	0.0	0.0
82.5°	12.2	5.2	1.8	1.5	0.4	1.1	2.6	1.5	0.0	0.0	0.0
85°	5.2	3.0	0.7	0.4	0.0	0.0	0.4	0.0	0.0	0.0	0.0
87.5°	3.3	1.1	0.0	0.0	0.0	0.0	0.0	0.0	0.0	0.0	0.0
90°	0.0	0.0	0.0	0.0	0.0	0.0	0.0	0.0	0.0	0.0	0.0

Signify Classified - Internal
Cooper Lighting Solutions Photometric Lab
1121 Highway 74 South
Peachtree City, GA 30269

Scaled Data Report



Report Generated By 670245982

Signify Classified - Internal
Cooper Lighting Solutions Photometric Lab
1121 Highway 74 South
Peachtree City, GA 30269

Scaled Data Report



Signify Classified - Internal
Cooper Lighting Solutions Photometric Lab
1121 Highway 74 South
Peachtree City, GA 30269

Scaled Data Report



Signify Classified - Internal
Cooper Lighting Solutions Photometric Lab
1121 Highway 74 South
Peachtree City, GA 30269

Scaled Data Report





--- HS — SS

Signify Classified - Internal
Cooper Lighting Solutions Photometric Lab
1121 Highway 74 South
Peachtree City, GA 30269

Scaled Data Report



u

Signify Classified - Internal
Cooper Lighting Solutions Photometric Lab
1121 Highway 74 South
Peachtree City, GA 30269

Scaled Data Report



Signify Classified - Internal
Cooper Lighting Solutions Photometric Lab
1121 Highway 74 South
Peachtree City, GA 30269

Scaled Data Report



(END OF REPORT)